


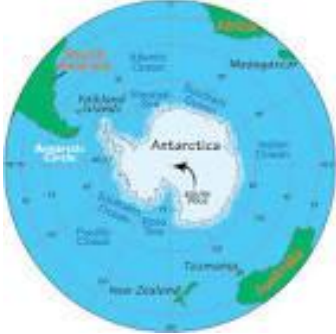



Frozen Kingdom – Ideas for Home Learning (Middle Phase)

Please choose up to 2 tasks – submit one at a time or together by Monday 10th February and then another one or two for Friday 27th March .

<p>Design and technology</p> <p>Design and draw a pair of snow boots for an Arctic explorer. What materials would you use? What features could they have? Let your imagination run wild!</p>		<p>Research skills using IT</p> <p>Research what natural resources and raw materials are found in the Arctic. What impact does this have on the environment? Present the information any way you like – PowerPoint, poster or diagrams.</p>	<p>Science</p>  <p>Make 'iced jewels'. Mix powder paints and dyes into water, in an array of colours. Pour into an ice cube tray before freezing overnight. Pop the cubes out and explore your iced jewels. What happens if you sprinkle salt on the cubes?</p>
	<p>Art and Design</p> <p>Make a model of your favourite Arctic animal using clay, dough or recycled materials. Take it into school and explain how you made it...</p>	<p>English</p> <p>Create a poster or brochure for a new travel company which arranges visits to the Arctic or Antarctic. Use powerful images and text to tempt customers who want an extra-special trip! What would they see or experience?</p>	<p>Art and Design</p> <p>Create a snowy collage! Use a range of snowy images to create a polar collage. Remember to use lots of interesting textures, shapes, colours and patterns.</p>
<p>English</p> <p>Create a fact-file about the Titanic – what do you think are the most interesting things to know about it?</p>			

Frozen Kingdom – Ideas for Home Learning (Middle Phase)

Please choose up to 2 tasks – submit one at a time or together by Monday 10th February and then another one or two for Friday 27th March .